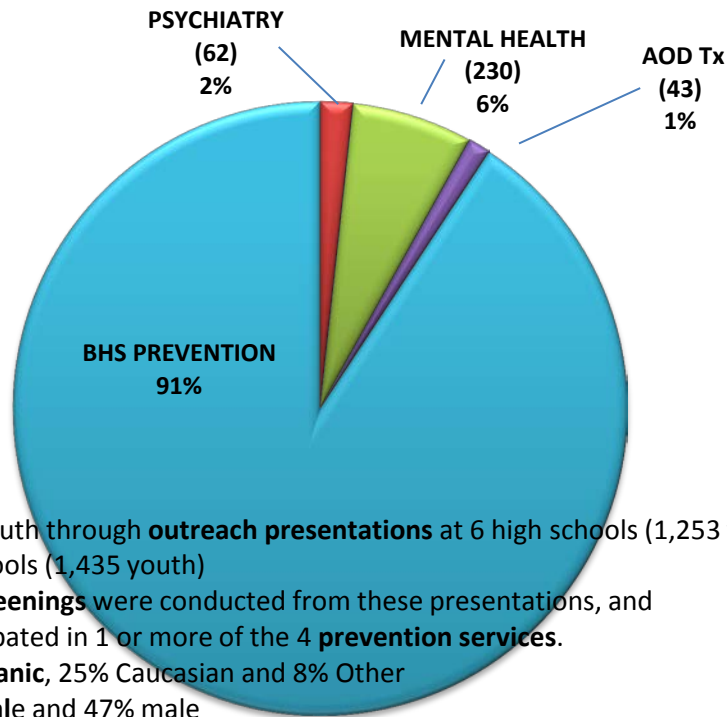


Aldea Mid-Year Outcomes FY15-16

NAPA SERVICES

TOTAL SERVED = 335



Reached 3,286 youth through **outreach presentations** at 6 high schools (1,253 youth) and 5 middle schools (1,435 youth)

278 new AOD **screenings** were conducted from these presentations, and 596 youth participated in 1 or more of the 4 **prevention services**.

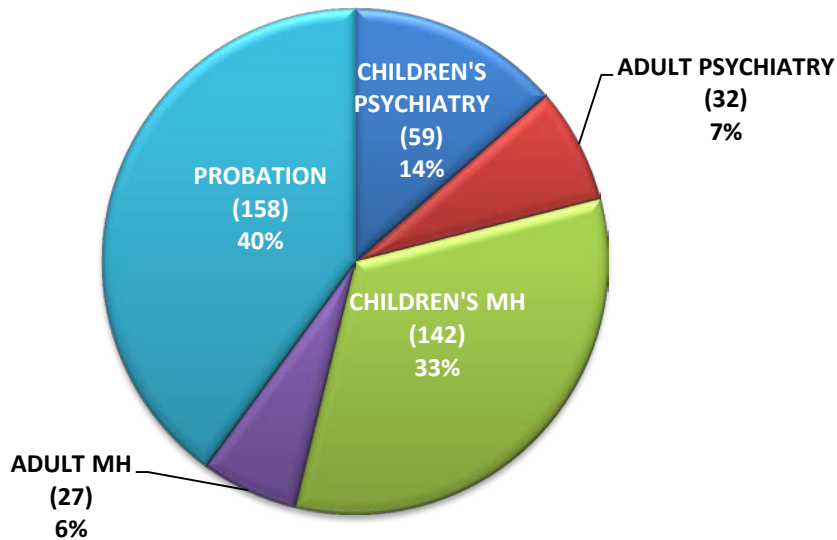
67% Hispanic, 25% Caucasian and 8% Other

53% female and 47% male

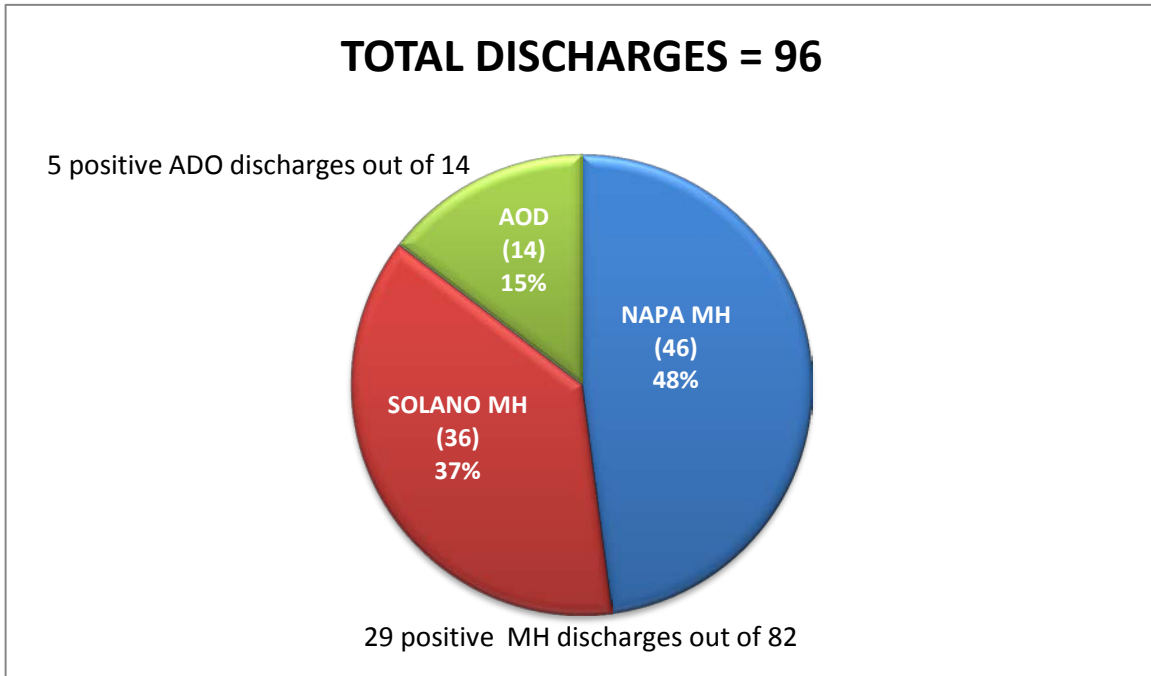
58% were between the ages of 15-17, 38% were 12-14 and 2% were ages 5-11

SOLANO SERVICES

TOTAL SERVED = 433



Aldea Mid-Year Outcomes FY15-16



CLIENT AND PARENT SATISFACTION SURVEYS

ADAPT

Survey Type	# completed	Positive %
Parent	5	100%
Student	12	62%

SLS

Survey Results	# Completed	Positive %
Client Reports Positive Well Being due to Aldea Services	20	75%
Overall Satisfaction with Aldea Services	20	84%

SOLANO ACS

Service	# Completed	Positive %
IHMH	3	100%
TVS/ACS	27	94%

PROGRESS TOWARDS PQI GOALS

Quarterly PQI Goal Reports from Aldea Programs & Departments

Common PQI Goals

- Parent Engagement
- Referral Improvement
- Volunteer engagement
- Transition services

Common PQI Needs

- Ideas on how to motivate parents
- Support on administering surveys
- ACE support